

**Senior College
Balance Sheet
As of June 30, 2019**




	Jun 30, 19	Jun 30, 18
ASSETS		
Current Assets		
Checking/Savings		
1250 · Paypal	13,044.75	873.38
1000 · Bangor Savings - Checking A/C	21,557.46	28,779.31
1030 · Bangor Savings - Savings A/C		
1140 · Annual Appeal	13,745.00	5,945.00
1110 · Rediker Fund	1,765.00	1,775.00
1120 · Golden Rule - Sp. Events/Trips	1,198.00	1,198.00
1130 · Golden Rule - Speakers Fund	419.72	419.72
1030 · Bangor Savings - Savings A/C - Other	24,752.02	26,790.66
Total 1030 · Bangor Savings - Savings A/C	41,879.74	36,128.38
Total Checking/Savings	76,481.95	65,781.07
Other Current Assets		
1300 · UMF Cash Acct	16,260.95	16,260.95
1620 · UMF Memorial Endowment Fund	195,196.37	195,196.37
1610 · Don Hansen Memorial Fund	7,773.72	7,773.72
1600 · UMF Quasi-endowment	28,133.37	28,133.37
Total Other Current Assets	247,364.41	247,364.41
Total Current Assets	323,846.36	313,145.48
TOTAL ASSETS	323,846.36	313,145.48
LIABILITIES & EQUITY		
Equity		
3100 · Restricted Fund Balances	84,015.42	84,015.42
3200 · Unrestricted Fund Balances	16,357.15	16,357.15
3900 · Retained Earnings	212,772.91	143,394.95
Net Income	10,700.88	69,377.96
Total Equity	323,846.36	313,145.48
TOTAL LIABILITIES & EQUITY	323,846.36	313,145.48

Senior College
Balance Sheet
As of June 30, 2019




	<u>\$ Change</u>	<u>% Change</u>
ASSETS		
Current Assets		
Checking/Savings		
1250 · Paypal	12,171.37	1393.59%
1000 · Bangor Savings - Checking A/C	(7,221.85)	-25.09%
1030 · Bangor Savings - Savings A/C		
1140 · Annual Appeal	7,800.00	131.20%
1110 · Rediker Fund	(10.00)	-0.56%
1120 · Golden Rule - Sp. Events/Trips	-	0.00%
1130 · Golden Rule - Speakers Fund	-	0.00%
1030 · Bangor Savings - Savings A/C - Other	(2,038.64)	-7.61%
Total 1030 · Bangor Savings - Savings A/C	<u>5,751.36</u>	<u>15.92%</u>
Total Checking/Savings	<u>10,700.88</u>	<u>16.27%</u>
Other Current Assets		
1300 · UMF Cash Acct	-	0.00%
1620 · UMF Memorial Endowment Fund	-	0.00%
1610 · Don Hansen Memorial Fund	-	0.00%
1600 · UMF Quasi-endowment	-	0.00%
Total Other Current Assets	<u>-</u>	<u>0.00%</u>
Total Current Assets	<u>10,700.88</u>	<u>3.42%</u>
TOTAL ASSETS	<u><u>10,700.88</u></u>	<u><u>3.42%</u></u>
LIABILITIES & EQUITY		
Equity		
3100 · Restricted Fund Balances	-	0.00%
3200 · Unrestricted Fund Balances	-	0.00%
3900 · Retained Earnings	69,377.96	48.38%
Net Income	<u>(58,677.08)</u>	<u>-84.58%</u>
Total Equity	<u>10,700.88</u>	<u>3.42%</u>
TOTAL LIABILITIES & EQUITY	<u><u>10,700.88</u></u>	<u><u>3.42%</u></u>

Senior College Profit & Loss Prev Year Comparison June 2019



	<u>Jun 19</u>	<u>Jun 18</u>	<u>\$ Change</u>
Ordinary Income/Expense			
Income			
4700 · Annual Appeal	0.00	200.00	-200.00
4200 · Festival Of Arts Income			
4270 · Festival of Art 2019	15.00	0.00	15.00
4260 · Festival of Arts 2018	0.00	1,495.00	-1,495.00
Total 4200 · Festival Of Arts Income	<u>15.00</u>	<u>1,495.00</u>	<u>-1,480.00</u>
4100 · Course Fees			
4199 · Course Fee Refunds	0.00	610.00	-610.00
4120 · Spring Semester	0.00	-95.00	95.00
4150 · Winterim Semester	0.00	-120.00	120.00
4140 · Fall Semester	0.00	-365.00	365.00
4130 · Summer Semester	660.00	-30.00	690.00
Total 4100 · Course Fees	<u>660.00</u>	<u>0.00</u>	<u>660.00</u>
4300 · Membership Fees			
4399 · Membership Refunds	0.00	50.00	-50.00
4300 · Membership Fees - Other	0.00	-50.00	50.00
Total 4300 · Membership Fees	<u>0.00</u>	<u>0.00</u>	<u>0.00</u>
Total Income	<u>675.00</u>	<u>1,695.00</u>	<u>-1,020.00</u>
Gross Profit	675.00	1,695.00	-1,020.00
Expense			
6700 · Festival of Art			
6706 · Festival of Art 2018	0.00	532.75	-532.75
Total 6700 · Festival of Art	<u>0.00</u>	<u>532.75</u>	<u>-532.75</u>
6400 · Communications			
6410 · Website	0.00	430.00	-430.00
6400 · Communications - Other	473.00	0.00	473.00
Total 6400 · Communications	<u>473.00</u>	<u>430.00</u>	<u>43.00</u>
6500 · Curriculum			
6501 · Course Related Fees	34.05	2.80	31.25
6508 · Text Books, Course Mat'l	0.00	32.00	-32.00
Total 6500 · Curriculum	<u>34.05</u>	<u>34.80</u>	<u>-0.75</u>
6800 · G&A			
7010 · Professional Fees	196.25	153.75	42.50
6815 · Paypal Fee Expense	18.20	0.00	18.20
6803 · Facility Use	1,450.00	0.00	1,450.00
6807 · Office Supplies	0.00	36.89	-36.89
Total 6800 · G&A	<u>1,664.45</u>	<u>190.64</u>	<u>1,473.81</u>
7000 · Membership			
7001 · Food	0.00	61.00	-61.00
Total 7000 · Membership	<u>0.00</u>	<u>61.00</u>	<u>-61.00</u>
Total Expense	<u>2,171.50</u>	<u>1,249.19</u>	<u>922.31</u>

Senior College
Profit & Loss Prev Year Comparison
June 2019




	<u>Jun 19</u>	<u>Jun 18</u>	<u>\$ Change</u>
Net Ordinary Income	-1,496.50	445.81	-1,942.31
Other Income/Expense			
Other Income			
8000 · Interest-Bank	<u>12.20</u>	<u>0.00</u>	<u>12.20</u>
Total Other Income	<u>12.20</u>	<u>0.00</u>	<u>12.20</u>
Net Other Income	<u>12.20</u>	<u>0.00</u>	<u>12.20</u>
Net Income	<u><u>-1,484.30</u></u>	<u><u>445.81</u></u>	<u><u>-1,930.11</u></u>

Senior College Profit & Loss Prev Year Comparison June 2019




	% Change
Ordinary Income/Expense	
Income	
4700 · Annual Appeal	-100.0%
4200 · Festival Of Arts Income	
4270 · Festival of Art 2019	100.0%
4260 · Festival of Arts 2018	-100.0%
Total 4200 · Festival Of Arts Income	-99.0%
4100 · Course Fees	
4199 · Course Fee Refunds	-100.0%
4120 · Spring Semester	100.0%
4150 · Winterim Semester	100.0%
4140 · Fall Semester	100.0%
4130 · Summer Semester	2,300.0%
Total 4100 · Course Fees	100.0%
4300 · Membership Fees	
4399 · Membership Refunds	-100.0%
4300 · Membership Fees - Other	100.0%
Total 4300 · Membership Fees	0.0%
Total Income	-60.18%
Gross Profit	-60.18%
Expense	
6700 · Festival of Art	
6706 · Festival of Art 2018	-100.0%
Total 6700 · Festival of Art	-100.0%
6400 · Communications	
6410 · Website	-100.0%
6400 · Communications - Other	100.0%
Total 6400 · Communications	10.0%
6500 · Curriculum	
6501 · Course Related Fees	1,116.07%
6508 · Text Books, Course Mat'l	-100.0%
Total 6500 · Curriculum	-2.16%
6800 · G&A	
7010 · Professional Fees	27.64%
6815 · Paypal Fee Expense	100.0%
6803 · Facility Use	100.0%
6807 · Office Supplies	-100.0%
Total 6800 · G&A	773.09%
7000 · Membership	
7001 · Food	-100.0%
Total 7000 · Membership	-100.0%
Total Expense	73.83%

Senior College
Profit & Loss Prev Year Comparison
June 2019



	<u><u>% Change</u></u>
Net Ordinary Income	-435.68%
Other Income/Expense	
Other Income	
8000 · Interest-Bank	<u>100.0%</u>
Total Other Income	<u>100.0%</u>
Net Other Income	<u>100.0%</u>
Net Income	<u><u>-432.95%</u></u>

Senior College Profit & Loss Prev Year Comparison July 2018 through June 2019



	Jul '18 - Jun 19
Ordinary Income/Expense	
Income	
4700 · Annual Appeal	5,280.00
4200 · Festival Of Arts Income	
4270 · Festival of Art 2019	1,740.00
4260 · Festival of Arts 2018	-
4250 · Festival of Arts 2017	-
Total 4200 · Festival Of Arts Income	1,740.00
4100 · Course Fees	
4199 · Course Fee Refunds	(550.00)
4120 · Spring Semester	9,555.00
4150 · Winterim Semester	13,231.40
4140 · Fall Semester	11,740.00
4130 · Summer Semester	1,500.40
Total 4100 · Course Fees	35,476.80
4300 · Membership Fees	
4399 · Membership Refunds	(140.00)
4300 · Membership Fees - Other	12,315.00
Total 4300 · Membership Fees	12,175.00
4400 · Donations	
4440 · Sr. College Scholarship Fund	200.00
4410 · Bill Rediker Memorial Fund	-
4400 · Donations - Other	700.00
Total 4400 · Donations	900.00
Total Income	55,571.80
Gross Profit	55,571.80
Expense	
7100 · Annual Appeal Expense	237.50
6700 · Festival of Art	
6706 · Festival of Art 2018	-
Total 6700 · Festival of Art	-
6400 · Communications	
6405 · Mktg & Promotion	327.78
6406 · Newsletters	-
6409 · Pubs & Publicity	354.48
6410 · Website	5,203.00
6400 · Communications - Other	473.00
Total 6400 · Communications	6,358.26
6500 · Curriculum	
6501 · Course Related Fees	2,174.83
6502 · Instructor Mileage Reimbursemen	96.00
6508 · Text Books, Course Mat'l	36.00
	36.00

Senior College
Profit & Loss Prev Year Comparison
July 2018 through June 2019



	Jul '18 - Jun 19
Total 6500 · Curriculum	2,306.83
6800 · G&A	
7010 · Professional Fees	3,232.50
6815 · Paypal Fee Expense	1,070.43
6801 · Computer Hardware	20.00
6802 · Computer software	-
6803 · Facility Use	14,150.00
6804 · Incorporation & Legal	35.00
6805 · Insurance	1,800.00
6806 · Miscellaneous	80.00
6807 · Office Supplies	847.85
6808 · Photocopying	-
6810 · Postage	42.15
Total 6800 · G&A	21,277.93
7000 · Membership	
7001 · Food	12,752.85
7006 · Scholarships	2,060.00
7007 · Spec Events, Entertainment	-
Total 7000 · Membership	14,812.85
6100 · Activities Expense	
6146 · Winterim Film - Maudie 2018	-
Total 6100 · Activities Expense	-
Total Expense	44,993.37
Net Ordinary Income	10,578.43
Other Income/Expense	
Other Income	
8030 · Investment Earnings-UMF	-
8010 · Interest-Cash Mgt umo	-
8000 · Interest-Bank	122.45
Total Other Income	122.45
Net Other Income	122.45
Net Income	10,700.88

Senior College Profit & Loss Prev Year Comparison July 2018 through June 2019




	Jul '17 - Jun 18
Ordinary Income/Expense	
Income	
4700 · Annual Appeal	6,770.00
4200 · Festival Of Arts Income	
4270 · Festival of Art 2019	-
4260 · Festival of Arts 2018	2,040.00
4250 · Festival of Arts 2017	15.00
Total 4200 · Festival Of Arts Income	2,055.00
4100 · Course Fees	
4199 · Course Fee Refunds	-
4120 · Spring Semester	12,580.00
4150 · Winterim Semester	10,318.00
4140 · Fall Semester	16,940.00
4130 · Summer Semester	930.00
Total 4100 · Course Fees	40,768.00
4300 · Membership Fees	
4399 · Membership Refunds	-
4300 · Membership Fees - Other	12,450.00
Total 4300 · Membership Fees	12,450.00
4400 · Donations	
4440 · Sr. College Scholarship Fund	-
4410 · Bill Rediker Memorial Fund	90.00
4400 · Donations - Other	29,584.37
Total 4400 · Donations	29,674.37
Total Income	91,717.37
Gross Profit	91,717.37
Expense	
7100 · Annual Appeal Expense	666.72
6700 · Festival of Art	
6706 · Festival of Art 2018	532.75
Total 6700 · Festival of Art	532.75
6400 · Communications	
6405 · Mktg & Promotion	257.60
6406 · Newsletters	150.00
6409 · Pubs & Publicity	641.60
6410 · Website	5,160.00
6400 · Communications - Other	-
Total 6400 · Communications	6,209.20
6500 · Curriculum	
6501 · Course Related Fees	498.99
6502 · Instructor Mileage Reimbursemen	-
6508 · Text Books, Course Mat'l	492.00
	492.00

Senior College
Profit & Loss Prev Year Comparison
July 2018 through June 2019




	Jul '17 - Jun 18
Total 6500 · Curriculum	990.99
6800 · G&A	
7010 · Professional Fees	3,722.06
6815 · Paypal Fee Expense	1,131.93
6801 · Computer Hardware	-
6802 · Computer software	68.00
6803 · Facility Use	14,250.00
6804 · Incorporation & Legal	35.00
6805 · Insurance	1,800.00
6806 · Miscellaneous	201.61
6807 · Office Supplies	205.62
6808 · Photocopying	11.72
6810 · Postage	386.01
Total 6800 · G&A	21,811.95
7000 · Membership	
7001 · Food	12,727.79
7006 · Scholarships	-
7007 · Spec Events, Entertainment	84.27
Total 7000 · Membership	12,812.06
6100 · Activities Expense	
6146 · Winterim Film - Maudie 2018	45.15
Total 6100 · Activities Expense	45.15
Total Expense	43,068.82
Net Ordinary Income	48,648.55
Other Income/Expense	
Other Income	
8030 · Investment Earnings-UMF	20,547.57
8010 · Interest-Cash Mgt umo	137.49
8000 · Interest-Bank	44.35
Total Other Income	20,729.41
Net Other Income	20,729.41
Net Income	69,377.96

Senior College Profit & Loss Prev Year Comparison July 2018 through June 2019



	<u>\$ Change</u>	<u>% Change</u>
Ordinary Income/Expense		
Income		
4700 · Annual Appeal	(1,490.00)	-22.01%
4200 · Festival Of Arts Income		
4270 · Festival of Art 2019	1,740.00	100.00%
4260 · Festival of Arts 2018	(2,040.00)	-100.00%
4250 · Festival of Arts 2017	(15.00)	-100.00%
Total 4200 · Festival Of Arts Income	(315.00)	-15.33%
4100 · Course Fees		
4199 · Course Fee Refunds	(550.00)	-100.00%
4120 · Spring Semester	(3,025.00)	-24.05%
4150 · Winterim Semester	2,913.40	28.24%
4140 · Fall Semester	(5,200.00)	-30.70%
4130 · Summer Semester	570.40	61.33%
Total 4100 · Course Fees	(5,291.20)	-12.98%
4300 · Membership Fees		
4399 · Membership Refunds	(140.00)	-100.00%
4300 · Membership Fees - Other	(135.00)	-1.08%
Total 4300 · Membership Fees	(275.00)	-2.21%
4400 · Donations		
4440 · Sr. College Scholarship Fund	200.00	100.00%
4410 · Bill Rediker Memorial Fund	(90.00)	-100.00%
4400 · Donations - Other	(28,884.37)	-97.63%
Total 4400 · Donations	(28,774.37)	-96.97%
Total Income	(36,145.57)	-39.41%
Gross Profit	(36,145.57)	-39.41%
Expense		
7100 · Annual Appeal Expense	(429.22)	-64.38%
6700 · Festival of Art		
6706 · Festival of Art 2018	(532.75)	-100.00%
Total 6700 · Festival of Art	(532.75)	-100.00%
6400 · Communications		
6405 · Mktg & Promotion	70.18	27.24%
6406 · Newsletters	(150.00)	-100.00%
6409 · Pubs & Publicity	(287.12)	-44.75%
6410 · Website	43.00	0.83%
6400 · Communications - Other	473.00	100.00%
Total 6400 · Communications	149.06	2.40%
6500 · Curriculum		
6501 · Course Related Fees	1,675.84	335.85%
6502 · Instructor Mileage Reimbursemen	96.00	100.00%
6508 · Text Books, Course Mat'l	(456.00)	-92.68%

Senior College Profit & Loss Prev Year Comparison July 2018 through June 2019



	<u>\$ Change</u>	<u>% Change</u>
Total 6500 · Curriculum	1,315.84	132.78%
6800 · G&A		
7010 · Professional Fees	(489.56)	-13.15%
6815 · Paypal Fee Expense	(61.50)	-5.43%
6801 · Computer Hardware	20.00	100.00%
6802 · Computer software	(68.00)	-100.00%
6803 · Facility Use	(100.00)	-0.70%
6804 · Incorporation & Legal	-	0.00%
6805 · Insurance	-	0.00%
6806 · Miscellaneous	(121.61)	-60.32%
6807 · Office Supplies	642.23	312.34%
6808 · Photocopying	(11.72)	-100.00%
6810 · Postage	(343.86)	-89.08%
Total 6800 · G&A	(534.02)	-2.45%
7000 · Membership		
7001 · Food	25.06	0.20%
7006 · Scholarships	2,060.00	100.00%
7007 · Spec Events, Entertainment	(84.27)	-100.00%
Total 7000 · Membership	2,000.79	15.62%
6100 · Activities Expense		
6146 · Winterim Film - Maudie 2018	(45.15)	-100.00%
Total 6100 · Activities Expense	(45.15)	-100.00%
Total Expense	1,924.55	4.47%
Net Ordinary Income	(38,070.12)	-78.26%
Other Income/Expense		
Other Income		
8030 · Investment Earnings-UMF	(20,547.57)	-100.00%
8010 · Interest-Cash Mgt umo	(137.49)	-100.00%
8000 · Interest-Bank	78.10	176.10%
Total Other Income	(20,606.96)	-99.41%
Net Other Income	(20,606.96)	-99.41%
Net Income	<u><u>(58,677.08)</u></u>	<u><u>-84.58%</u></u>